


Elliot Goes To The Dentist

Coloring and Fun Activity Book

Text and Illustrations by Mort Gerberg



A Dental Education Resource of



PRASAD[®]

howeto | sustainable | life-changing

*Children's Dental
Health Program*

About Elliott T. Sparkle

Elliott T. Sparkle serves as the mascot for the PRASAD Children's Dental Health Program (PRASAD CDHP) and is a registered trademark of PRASAD. Initially introduced as a vibrant graphic character in PRASAD CDHP materials, Elliott was illustrated by Mort Gerberg, a cartoonist and writer whose work has been featured in *The New Yorker* for 36 years.

In 1998, elementary school students in Sullivan County named Elliott T. Sparkle through a county-wide contest. Elliott conveys the importance of good dental hygiene and habits in an engaging manner, making it enjoyable for children to embrace routine dental tasks and recognize the significance of maintaining oral health. Schools utilize Elliott as a central figure in stories that teach children the importance of brushing twice a day, visiting the dentist biannually, and fostering other positive dental practices.

About PRASAD Children's Dental Health Program

PRASAD CDHP is an initiative of PRASAD, a global nonprofit organization whose programs have served vulnerable populations in the United States and internationally since 1992.

Since its founding in 1998, PRASAD Children's Dental Health Program (PRASAD CDHP) has been dedicated to its mission of "improving the dental health of children by providing comprehensive, high-quality dental services through education, prevention, detection, and treatment."

PRASAD CDHP has received numerous awards and accolades from local and state governments, as well as community organizations, in recognition of its exceptional services to low-income children.

PRASAD CDHP extends its heartfelt thanks to its staff, volunteers, teachers, students, donors, and partner organizations for their ongoing support.

PRASAD CDHP

25 Sullivan Ave., Liberty, NY 12754

Tel: (845) 434-0376

www.prasadcdhp.org


Find the Dental Aids

Elliott is in his bathroom. Sometimes it's so messy that Elliott has trouble finding the things he uses to take care of his teeth and gums every day. Can you help Elliott? Draw circles around 3 toothbrushes, 2 tubes of toothpaste, 2 dental floss dispensers, 2 gum brushes and 1 bottle of mouth rinse.




A-mazing

Elliott has an appointment this morning to visit the dentist for the very first time. Elliott is so eager to go that he lost the directions. Help Elliott find his way through the jungle to the dentist's office by drawing a line along the correct path.



What's wrong with this picture?

Elliott arrives at the dentist's office, where he finds the other patients. They greet Elliott happily and shake his hand. Elliott feels more comfortable. He didn't know what to expect. Elliott laughs because he notices some silly mistakes in the room. Do you see them? Draw a circle around each one. There are 13.




Dots the Doctor

At the reception desk, Elliott says hello to Terry Tiger, the dental hygienist, who is very friendly and has a nice smile. Terry calls the dentist, Dr. Monkey, to come in and meet Elliott. If you connect the dots (start at number 1, then draw a line to number 2, and so on), you'll meet Dr. Monkey, too.



Unscrambles

Dr. Monkey brings Elliott into his examination room and shows him all the interesting things there. Elliott is so excited that he mixes up all their names. Help Elliott by rearranging the letters to correctly spell the names of these items in the examination room.



HTOTORBSUH

SKMA

RIMRRO

LILDR

SGVOLE

GHTIL

REWTA PCU

NTLADE LSOFS

HSEOS

KSNI

What's different?

After the examination, they go to Dr. Monkey's office, where Dr. Monkey explains to Elliot the best ways to care for his teeth. Elliot listens carefully, so he will remember everything this nice dentist says. If you look at these two pictures just as carefully, you should find 8 differences between them. Write them down. You can also draw them, and make the two pictures look exactly the same as each other



Match-ups

One of the things Dr. Monkey tells Elliott is that different animals have different types of teeth, because they are used in different ways, but that all teeth must be cared for. Match up the pictures of teeth with the name of the animal that the teeth belong to by drawing a line to connect them.



CROCODILE



LION



RABBIT



SNAKE

HIPPOPOTAMUS


DINOSAUR

ELEPHANT




What's missing?

Elliott is so happy he has had his dental checkup. Terry Tiger and Dr. Monkey give Elliott a dental health kit containing toothpaste, dental floss, a brand new toothbrush and an appointment for Elliott to visit them again in six months. However, in this picture, some pieces are missing. Can you draw them to make this picture complete? There are 12.



Dental Health

To help Elliott remember about dental health, Doctor Monkey gives him a big box of letters, some of which are arranged to spell words about dental health. Like the word "brush" in the upper left hand corner, for example. Can you find 20 more "dental" words that are mixed in with the other letters in the box? (Elliott was able to find all 21 in ten minutes.)





Activity Pages Answers:

Find the Dental Aids

The 3 toothbrushes are 1) upside down in front of the towel, 2) sideways on the window, 3) in the toothbrush holder; the 2 dental floss dispensers are 1) very large on the wall, 2) on the floor behind the sneaker; the 2 gum brushes are 1) very large on the wall above Elliott, 2) in the toothbrush holder; the bottle of mouth rinse is on the floor in front of Elliott's foot.

What's Wrong With this Picture?

1. Water faucet on wall. 2. Window is sideways. 3. Fish in lamp. 4. Rabbit upside down. 5. Plug in the floor. 6. Shovel on wall. 7. Snowman is a patient. 8. Newspaper headline is backwards. 9. Fire hydrant on floor. 10. Hole in floor. 11. Human foot on couch leg. 12. Tack on couch. 13. Picture of a person on the crocodile's shirt.

What's Different?

1. Picture of teeth on wall. 2. Diplomas on wall. 3. Bird on tree. 4. Wall Socket. 5. Papers on desk. 6. Pen on desk. 7. Lamp pull-chain. 8. Elliott's shoelaces.

What's Missing?

1. Chains on sign. 2. Terry's hat. 3. Leaves on lower tree branch. 4. Mirror in Dr. Monkey's pocket. 5. Dr. Monkey's tail. 6. Button on Dr. Monkey's shirt. 7. Name in Dr. Monkey's nametag. 8. Pen in Terry's pocket. 9. Strings on Terry's dental kit. 10. Elliott's tail. 11. The word "Prasad" on Elliott's hat. 12. Terry's nametag.

Dental Health

Across: 1. BRUSH, 2. CHECKUP, 3. FILLING, 4. BRACES, 5. FLOSSING, 6. DRILL, 7. TOOTHPASTE

Down: 8. HYGIENIST, 9. MOUTH RINSE, 10. NO SMOKING, 11. LIPS, 12. GOOD FOOD,

13. DENTIST, 14. CAP, 15. BITE, 16. CAVITIES, 17. MOUTH, 18. FLUORIDE, 19. ORAL, 20. GUMS, 21. PLAQUE